





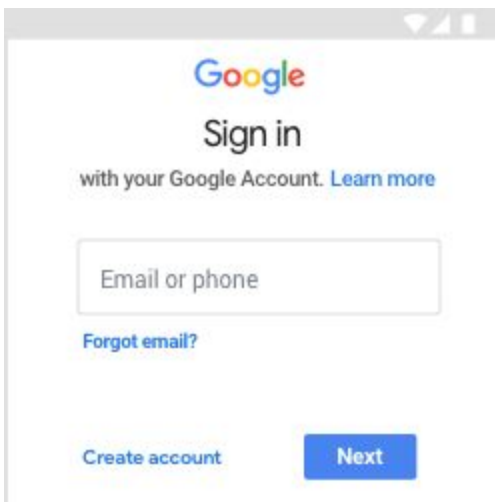
Google Classroom using an Android

Signing in for the first time

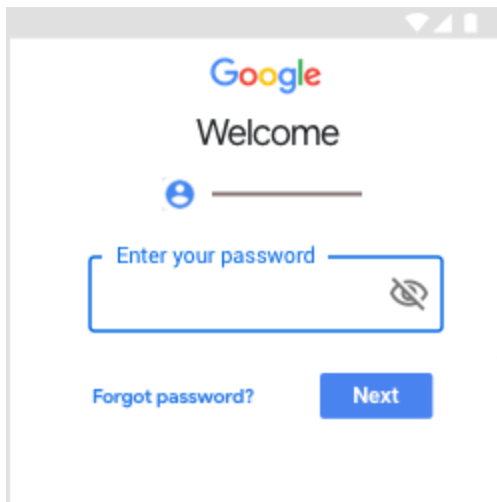
1. Tap Classroom 
2. Tap Get Started.



3. Tap Add account > OK.
4. Enter your username and tap Next.



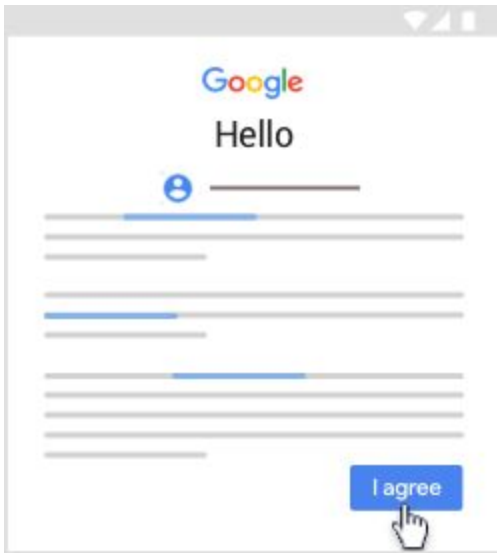
5. Enter your password and tap Next.



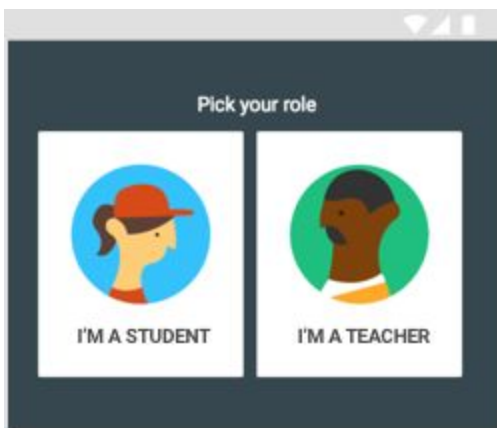
6. If there is a welcome message, read it and tap Accept.




7. Read the Terms of Service and Privacy Policy and tap I agree.



8. If you are using a G Suite for Education account, tap I'm A Student.



Accept an invitation from your teacher

1. Tap Classroom . Sign in to your account.
2. On the class card, tap Join.

