




## Google Classroom using an iPad or iPhone

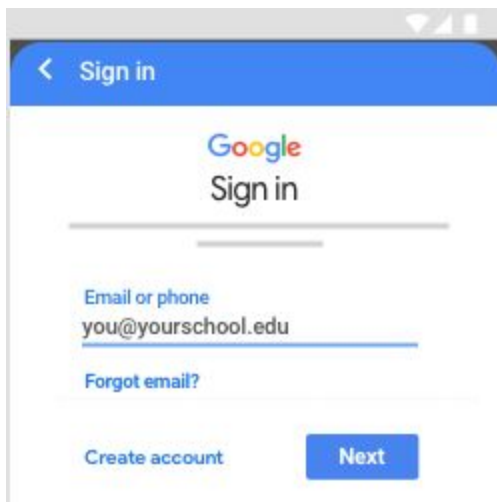
### Signing in for the first time

To learn more about downloading the Classroom app, see [Get the Classroom app](#).

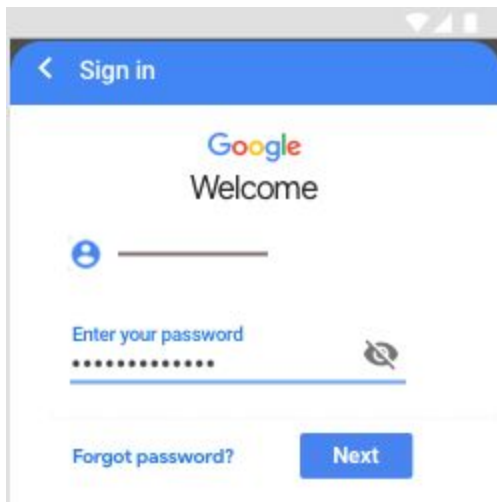
1. Tap Classroom 
2. Tap Get Started.



3. Tap Add account.
4. Enter your username and tap Next.



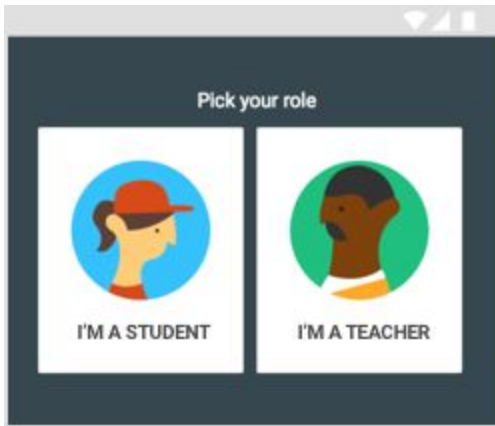
5. Enter your password and tap Next.



6. If there is a welcome message, read it and tap Accept.




7. If you are using a G Suite for Education account, tap I'm A Student.



8. (Optional) To receive Classroom notifications, tap Allow.

### Accept an invitation from your teacher

1. Tap Classroom .
2. On the class card, tap Join.

